



**Chilliwack
School District**

BUDGET FORUM 4

Preliminary Budget 2010-11

May 6, 2010

Agenda

1. Welcome
2. The Planning Process
3. Learning Supports for 2010-11
4. 2009-2010 Projected Year End
5. Budget 2010-11
6. Review of Processes
7. Feedback



Budget Planning Cycle



STRATEGIC PLAN 2010-2015

ENGAGING ALL LEARNERS

SUCCESSFUL TRANSITIONS

EFFECTIVE COMMUNICATION

TECHNOLOGY INTEGRATION



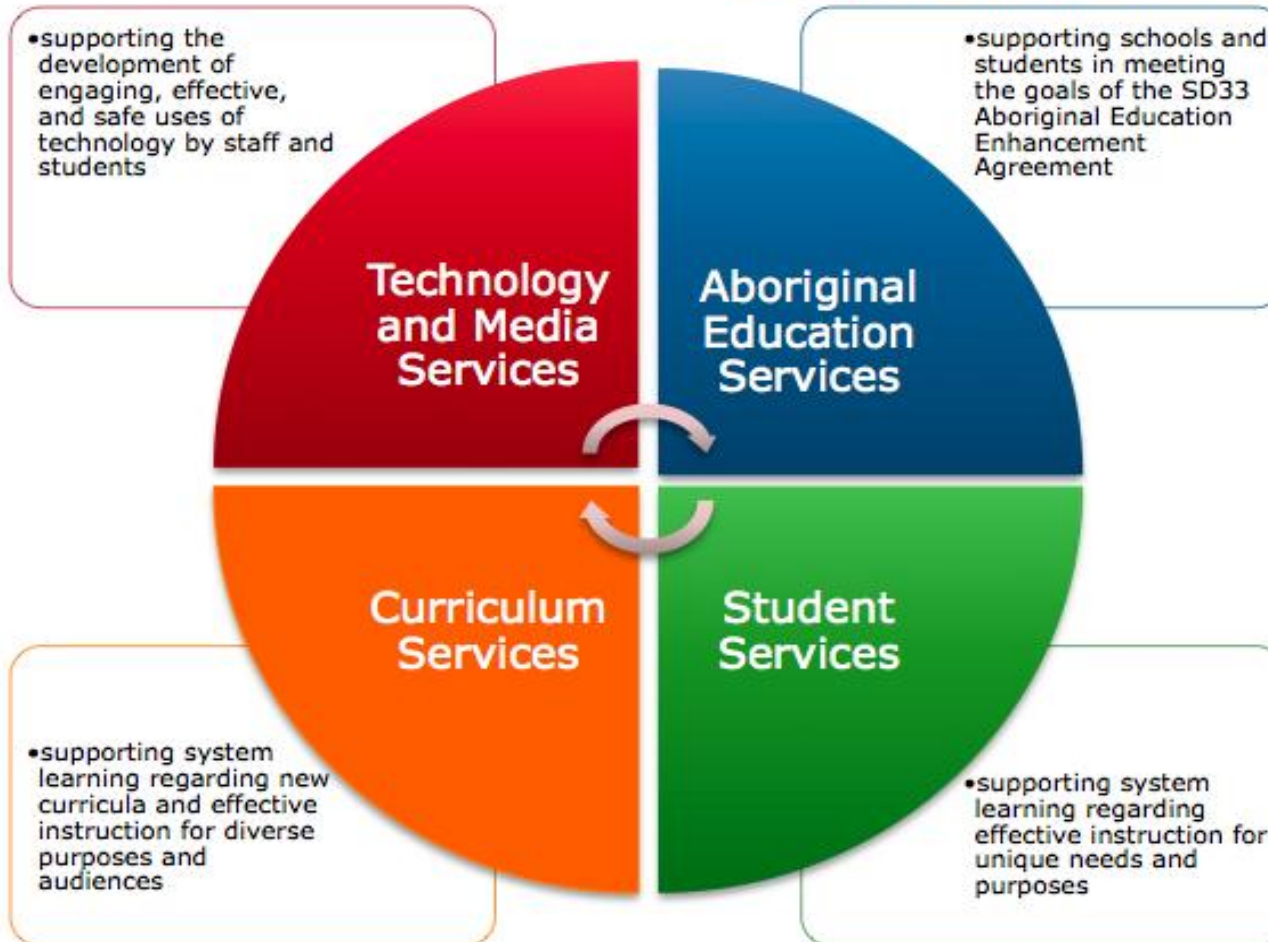
Moving Forward - Achieving the Strategic Plan Goals

- Focus our efforts on our core work
- Identify how we will operate differently
- Sustain support for meeting the needs of all learners
- Sustain support for staff learning
- Maintain differentiated support
- Celebrate our successes and address our challenges



- An integrated department with diverse perspectives to:
 - Engage all learners with a focus on scaffolding
 - Support successful transitions
 - Create new and effective communication systems
 - Integrate technology thoughtfully and purposefully

LEARNING SUPPORT SERVICES



Support ALL learners:

- Continued Late French Immersion programming
- Continued mentoring/coaching program for teachers
- Support for collaboration regarding assessment
- Media education in-service training for T-Ls
- Introduction of the new BCeSIS elementary report card
- In-service training regarding all-day K
- Workshops in literacy, mathematics, and science
- District-wide assessments to monitor program effectiveness: ePAS; RAD 3 & 6; Math 5; ELA 9
- Community networks: CLCS/DLP; Science World; Envision

Support ALL learners—focus on ABORIGINAL learners

- AEEA/LEA Year One implementation
- In-service training for all-day Kindergarten teachers
- Implementation of Aboriginal outcomes in the Science IRPs
- Planning for implementation of the *Halq'eméylem* 5-12 IRP
- Expansion of ESD support
- Ongoing EA support
- New support tracking system
- Networking with Aboriginal communities

Support ALL learners—focus on UNIQUE needs

- Elementary and secondary counsellor support
- Learning support for LATs, RTs, and EAs
- Oral Language Interventions including *Talking Tables & Moe*
- Expansion of ESL and ESD support
- Expansion of School-Wide Systems social responsibility support via PBS coaches & SWIS facilitator
- Intervention programs: early success classes; Read n Rec; middle sheltered programs; gifted & talented support
- Expansion of psychologists' support for students with LD
- Community networks: CCS; CYC; Early Years; UBC; HELP

Budget Information


- ❖ Improved Financial Position
- ❖ Balanced Budget for 2010-11
- ❖ Proposed balanced budgets for next 3 years

Current Financial Picture

- Amended budget (2009-10)
 - \$2.4 M deficit / \$400,000 Accumulated Surplus

- Budget restrictions were imposed during 2009-10 in the following areas:
 - Staffing
 - Technology
 - General spending

Current Year – Changes from Budget



Revenues
\$0.20 M



Expenses
\$1.6 M

2009-10 Accumulated Surplus	Amended Budget
Accumulated Surplus, Beginning of Year	2,818
Current Year (Deficit)	(2,395)
Accumulated Surplus, End of Year	423

2009-10 Accumulated Surplus	Amended Budget	Projected to Jun 2010
Accumulated Surplus, Beginning of Year	2,818	2,818
Current Year (Deficit)	(2,395)	(980)
Accumulated Surplus, End of Year	423	1,838

2010-11 Budget Information

Cost & Funding Pressures

2010/2011 Cost and Funding Pressures	Chilliwack SD
Implementation of HST on July 1 st	65,700
Teacher Salary Lift of 2%	1,014,000
Teacher Salary Increments	600,000
Teacher Pension Cost Increase of 1.04%	556,300
Estimated Cost of Carbon Offsets	52,100
MSP Premium Increase	56,500
Deployment of SMARTTool	10,700
BC Hydro Rate Increases	57,800
CUPE Trades Adjustment	79,800
Loss of Interest Income	120,000
Subtotal Estimated 2010/2011 Cost / Funding Pressures	\$ 2,612,900

Operating Fund Budget ('000)

	2009-10 Budget	Preliminary 2010-11 Budget
REVENUE		
Provincial Grants	99,742	101,094
Other Revenue	2,950	4,030
Rentals & Leases	170	170
Investment Income	120	-
Total Revenue	102,982	105,294
EXPENSE		
Salaries	76,823	75,126
Employee Benefits	16,719	17,183
Services & Supplies	11,704	13,054
Total Expense	105,246	105,363
Net Revenue (Expense)	(2,264)	(69)
Total Interfund Transfers	(131)	69
Surplus (Deficit) for Year	(2,395)	-

Significant Changes in 2010-11

- School Calendar Change
 - Savings approx. \$340,000
- Charging fees for Transportation services
 - Increased revenues (net) \$300,000
- Full Day K Implementation (partial)
 - Implemented in 13 schools (530/840 in FDK)

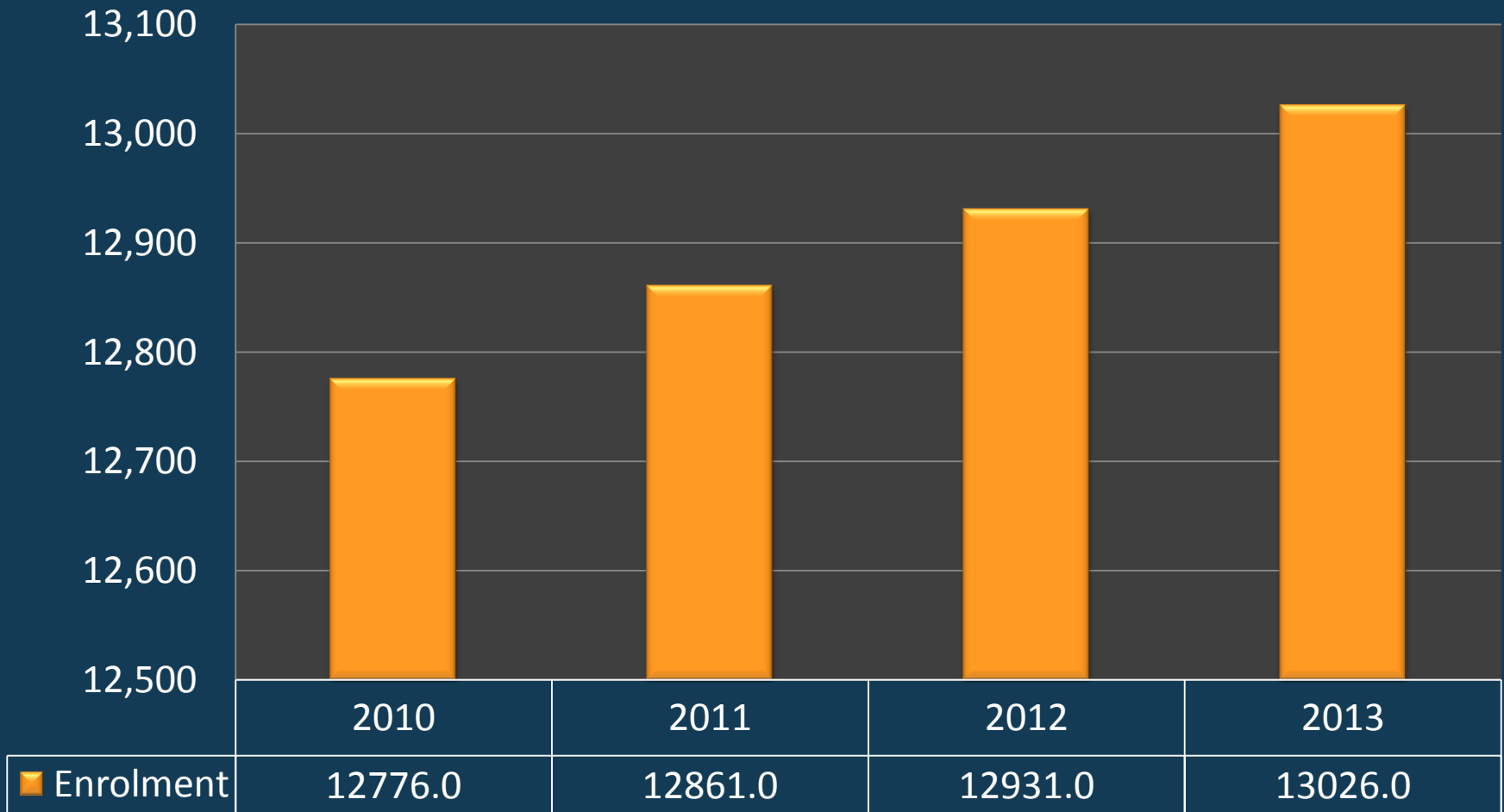
Significant Changes in 2010-11

- Repurposing KIPP Centre
 - Savings approx. \$125,000
- Reporting change of International Program
 - Revenues and expenses both increase by \$900,000
- Strive for continued administrative efficiencies
 - Total administrative savings (2 years) \$1.16 M

Administrative Savings

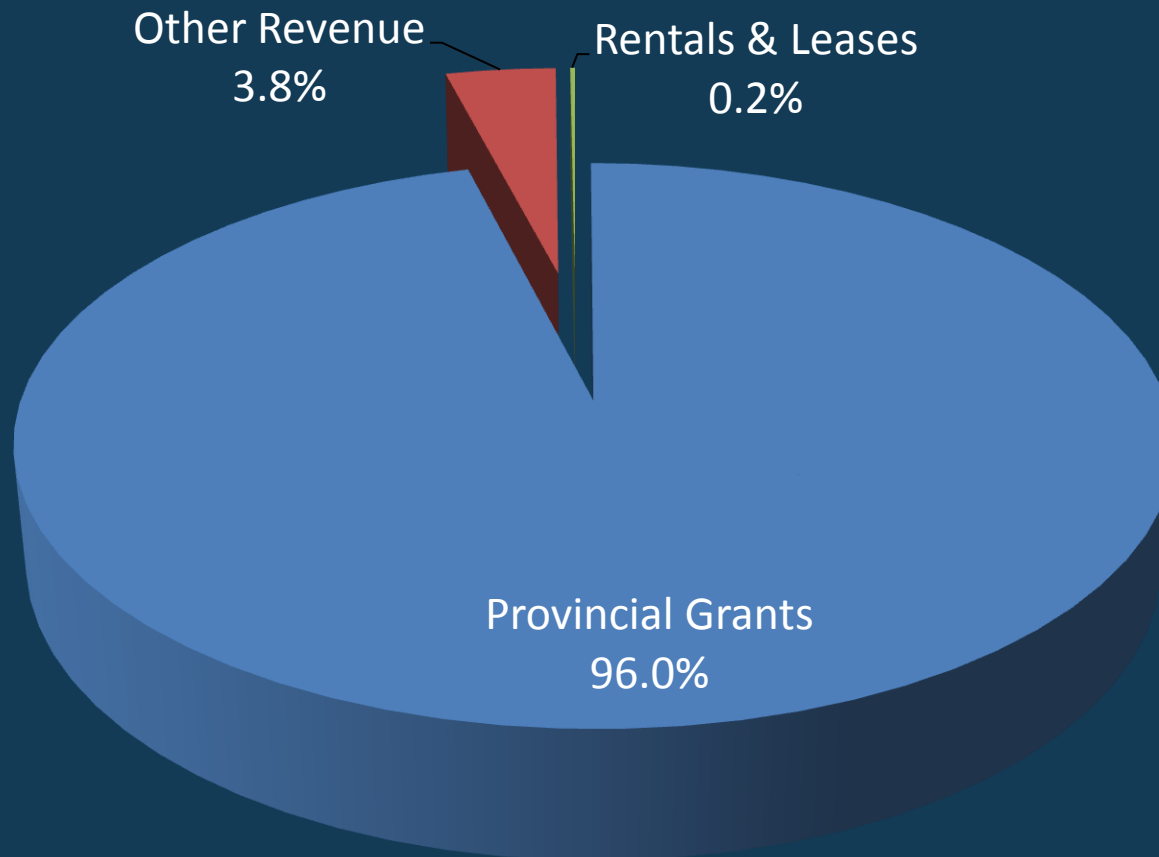
	Savings
<u>2009-10 Reductions</u>	
District Principals	267,000
District Management	157,000
HR Software	35,000
<u>2010-11 Reductions</u>	
Principals/VP	410,000
District Management	295,000
Total Administrative Savings (2yr)	1,164,000

Enrolment Summary	2008-09	2009-10	2010-11	Change
Enrolment (September)	12,487.9	12,601.0	12,776.0	175
Enrolment (February)	361.3	323.7	250.0	(73.7)
Enrolment (May)	177.1	140.0	140.0	-
TOTAL ENROLMENT (YEAR)	13,026.3	13,064.7	13,166.0	101.3

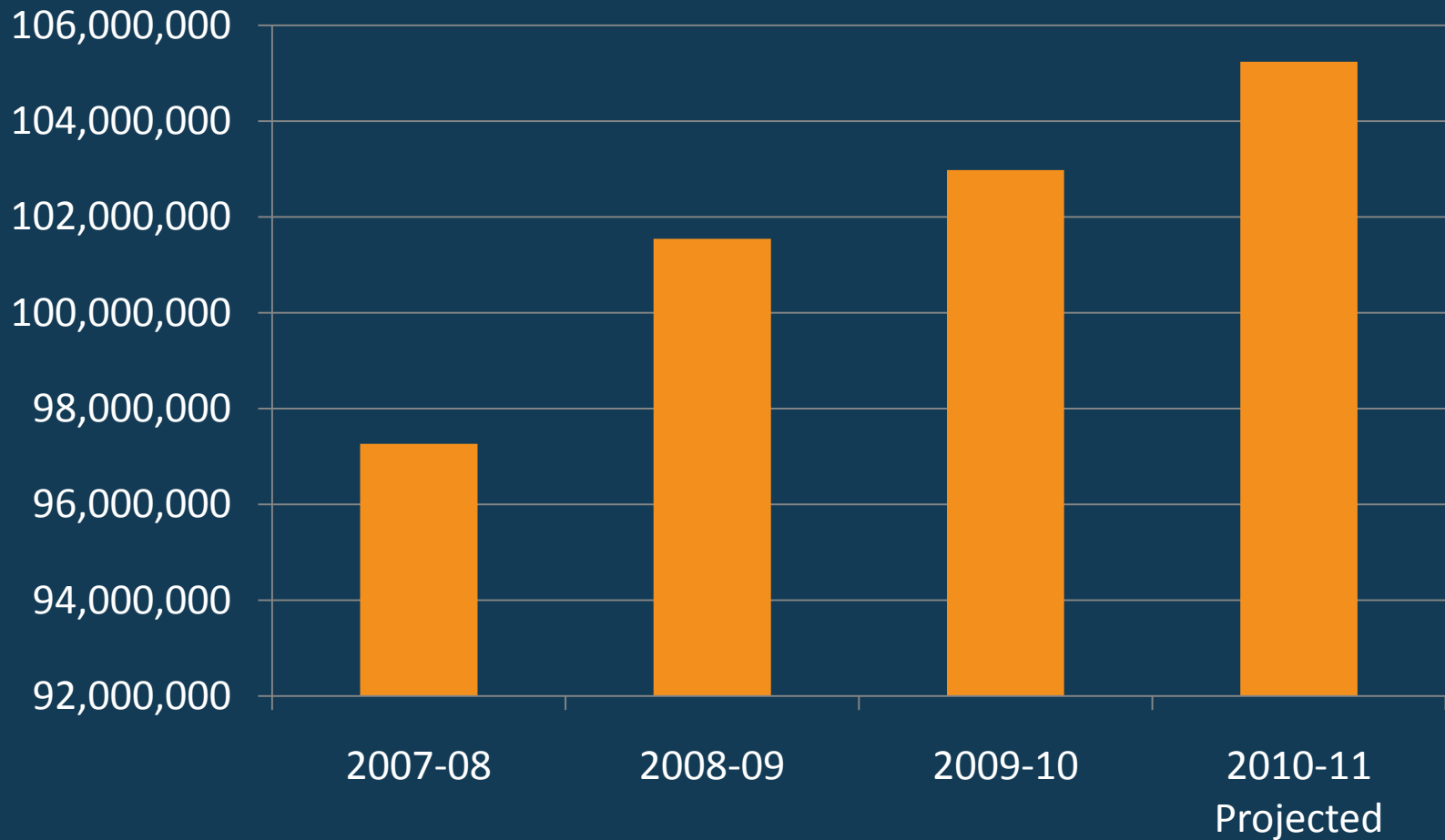
Enrolment
FTE (Sep)

2010-11 Revenue Estimates ('000)	2009-10 Budget	2010-11 Projected Budget	Change
Provincial Grants	99,742	101,094	1,381
Other Revenue	2,950	4,030	1,001
Rentals & Leases	170	170	-
Investment Income	120	-	(120)
Total Revenue	102,982	105,294	2,262

2010-11 Revenue

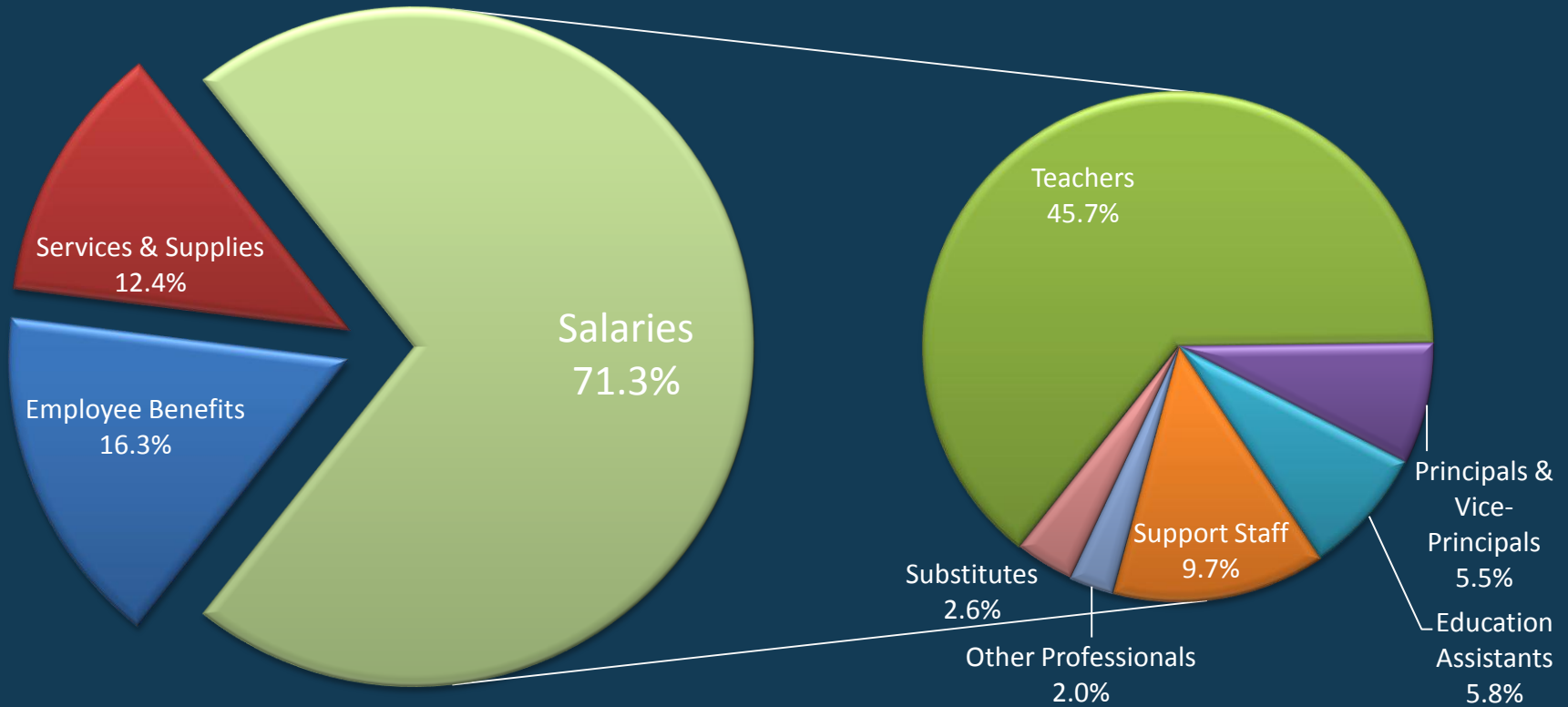


Total Revenue Comparison

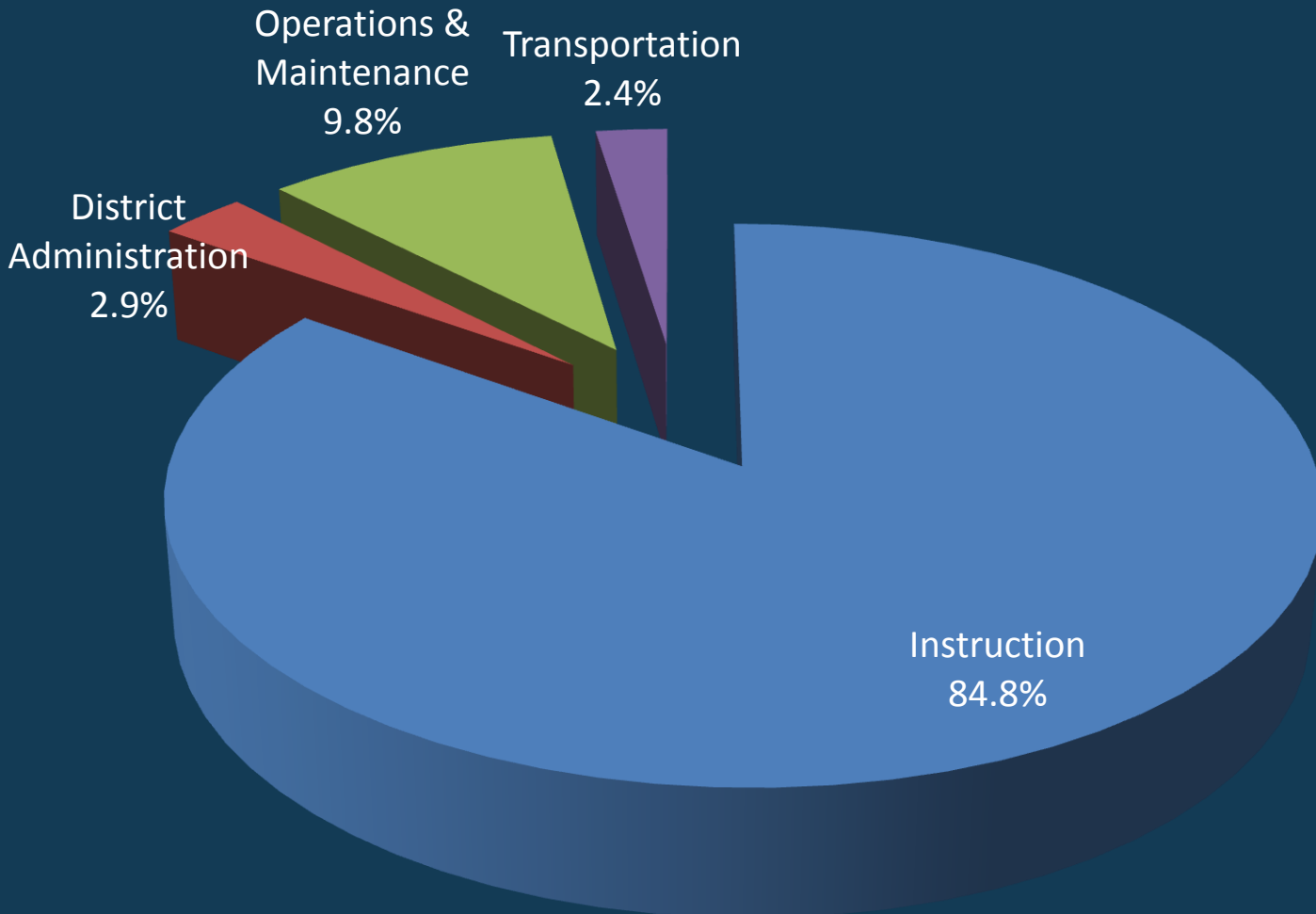


Staffing Information	2009-10	2010-11	Variance	
Teachers	676.1	656.0	(20.1)	-3.0%
Principals/Vice Principals	59.1	56.7	(2.35)	-4.0%
Exec/Management	28.3	24.4	(3.85)	-13.6%
Education Assistants	192.4	176.3	(16.1)	-8.4%
Other Support Staff	260.7	249.1	(11.7)	-4.5%
Trustees	7	7	-	-

2010-11 Expense Estimates ('000)	2009-10 Amended Budget	2010-11 Projected Budget	Change
Salaries			
Teachers	48,034	48,188	154
Principals & Vice-Principals	5,955	5,798	(157)
Education Assistants	6,872	6,154	(718)
Support Staff	10,665	10,103	(562)
Other Professionals	2,402	2,104	(298)
Substitutes	2,895	2,779	(116)
Total Salaries	76,823	75,126	(1,697)
Employee Benefits	16,718	17,183	465
Total Salary & Benefits	93,541	92,309	(1,232)
Services & Supplies	11,704	13,054	1,350
Total Expense	105,245	105,363	118

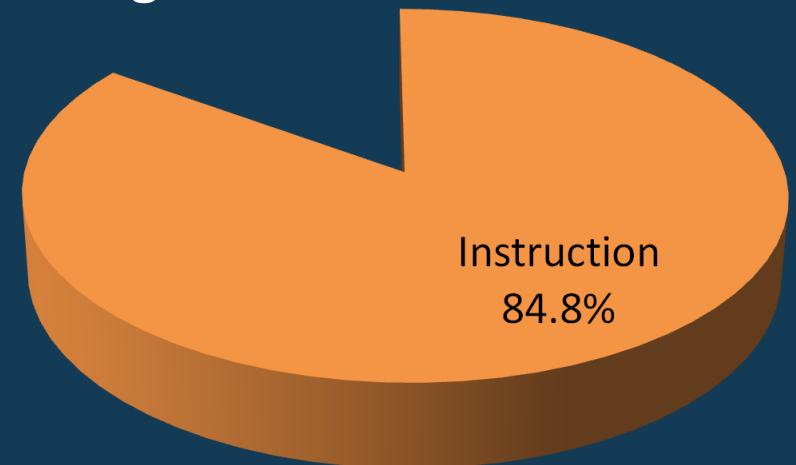


2010-11 Expenditures by Function



- **Instruction \$89.4 M**

- School based staff (excluding custodians)
- Curriculum, student services, district special education, work experience, aboriginal education
- Collaboration time
- Professional development
- School supplies, equipment, learning resources





- **District Administration \$3.1 M**

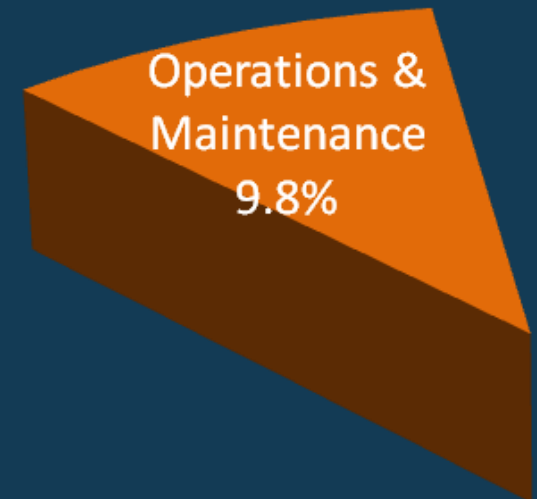
- Board of Education costs
- Education Administration
 - Superintendent, Assistant Superintendents, Directors of Instruction, District Principal, support staff
- Business Administration
 - Secretary-Treasurer, Finance department, Purchasing department
 - Human Resources department

District Administration
2.9%

A 3D bar chart with a blue bar representing the District Administration budget. The bar is labeled with 'District Administration' and '2.9%'.



- **Operations & Maintenance \$10.3 M**
 - All staff, supply and services costs related to building maintenance, (incl Energy Management) capital planning, grounds, custodial services
 - Utility costs
 - Information Technology department





- **Transportation \$2.5 M**
 - Student transportation services, special needs transportation, special events transportation

Transportation

2.4%

A large, stylized orange arrow pointing downwards, positioned to the right of the 2.4% text.

Significant Changes from 2009-10 Budget

Operating grants increase	\$1.4 M
International Revenues (reporting only)	\$0.9 M
Other revenues increase (Trans fees)	\$0.3 M
Other revenue decrease (Trades adjustment)	(\$0.2 M)
Investment revenue decrease	(\$0.1 M)

Significant Changes from 2009-10 Budget

Decrease in salary costs (\$1.7 M)

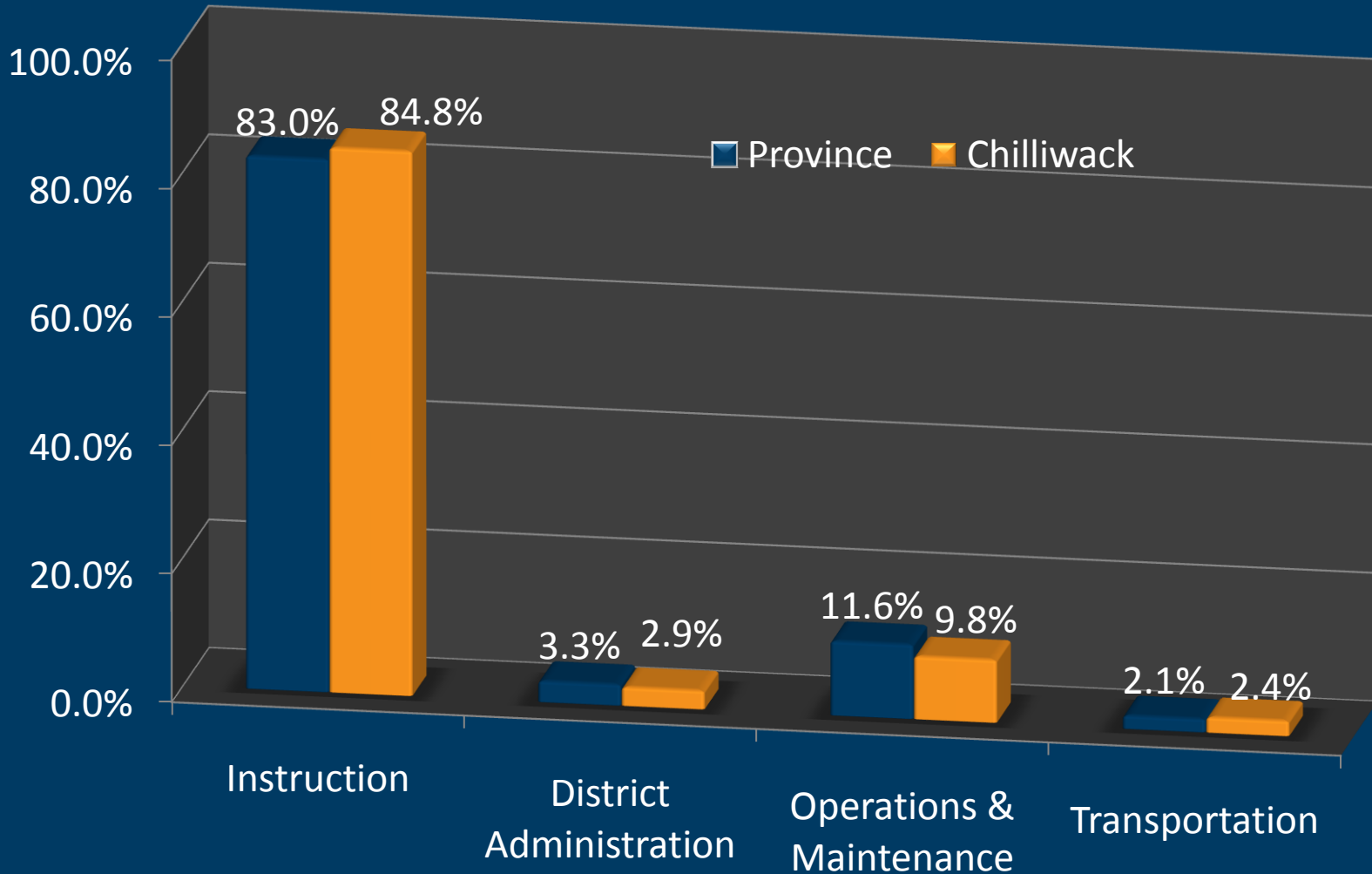
Increase in benefits costs \$0.5 M

Increase in Supplies \$1.3 M

(due to change in International reporting, student based formulas, etc)

Estimated savings in staff costs \$3.20 M

Comparison of District Expenditures to Provincial Average Expenditures



Looking
ahead....



Projected 2010-11	Operating Fund Budget (000's)	Projected 2011-12	Projected 2012-13	Projected 2013-14
REVENUE				
101,094	Provincial Grants	101,953	102,553	103,253
4,200	Other Revenue	4,121	4,106	4,106
105,294	Total Revenue	106,074	106,659	107,359
EXPENSE				
75,126	Total Salaries	76,060	76,575	77,060
17,183	Employee Benefits	17,350	17,400	17,500
13,054	Services & Supplies	12,633	12,653	12,768
105,363	Total Expense	106,043	106,618	107,328
69	Total Interfund Transfers	(31)	(31)	(31)
-	Surplus (Deficit) for Year	-	-	-

Budget Consultation Review

- Budget Forums – Jan 28, Feb 18, Apr 15 & May 6, 2010
 - *Building Budget Understanding*
 - *The Future We Want*
 - *Moving Forward*
 - *Preliminary Budget Information*
- District Budget Advisory Committee
- Parent Forum – March 18, 2010
- Student Forum – March 19, 2010
- Meetings with staff groups
- Superintendent's Council



Budget Forum 1

Built understanding of:

- How the surplus was spent
- The structure of the budget
- Anticipated budget pressures
- Options for generating revenue and reducing expenses
- Calendar changes

Budget Forum 2

- Restructuring changes at the management and executive levels
- Comparisons to other district's budgets
- What are the supports and services that must be sustained if we are to achieve the goals of the strategic plan?

Budget Forum 3

- Roles and responsibilities in the budget process
- A summary of feedback to date
- Enrolment projections, operating grants, and staffing information for 2010-11
- An update on 2009-10 projections
- Changes in 2010-11
- Moving forward in Supporting the Strategic Plan

Today we have reviewed:

- The budget process
- The projected year end position for 2009-10
- The preliminary budget for 2010-11
- Learning Support Plans for 2010-11



**Now it's time to
review our process!**

- 1. Things that I learned**
- 2. Questions I still have**
- 3. Processes that I felt worked well**
- 4. Changes I would like to see for next year**



**Chilliwack
School District**

Thank you for your support and
participation